

LIFE HALL OF PHOENIX MANSION


Category: Architecture
Sub-Category: Public Spaces



PROJECT OVERVIEW

Jinan, an ancient city with a history of thousands of years, has witnessed the passing down of poetry, books, rites and music. The city is filled with elegance and charm, and it is a vibrant city where history and modernity converge.

PROJECT OVERVIEW



The project is located in the Pantian area of Jinan High-tech Zone, surrounded by Lianhua Mountain and Fenghuang Mountain, and is adjacent to the Hancang River. Through scene creation and cultural resonance, the design is committed to shaping a poetic living space in a contemporary ancient city.

PROJECT OVERVIEW

The project plans a life experience hall that will be gradually released in three phases, and aims to comprehensively create a vibrant "continuous urban interface" and a "Z-axis of life" full of the flavor of daily life. Among them, the Life Experience Hall 2.0 has a total construction area of approximately 4,000 square meters, and deeply explores the unique value of the imagery of oriental landscapes in terms of spatial scale, scene creation, and material texture.



Life Hall 1.0



Life Hall 2.0



Life Hall 3.0



West Entrance



DESIGN STRATEGY

In terms of spatial scale, the project adopts the spatial rhythm of grand openings and closings in oriental landscapes. The huge entrance hall is about 60 meters wide and nearly 9 meters high, presenting a magnificent and imposing manner. The design inspiration for its shape is derived from the abstract expressions of traditional Chinese culture. The paired water features in a three-by-three arrangement on both sides, the 24-grid golden scale ceiling at the top, and the symmetrical skylights for natural light create a unique cultural experience and modern design vocabulary.



DESIGN STRATEGY



At the same time, the design takes advantage of the elevation difference of the site to create a tall and imposing entrance lobby. The original terrain of the site has a significant elevation difference. The highest point is at an altitude of 135 meters, and the lowest point is at an altitude of 116 meters. Overall, the terrain is higher in the middle and lower in the north and south.

DESIGN STRATEGY

The uniqueness of the terrain has brought about new design ideas. With an overall height increase of 7.5 meters and a partial void space of approximately 15 meters, it gives the space a sense of scale comparable to that of public buildings such as art galleries and art museums, bringing a visual shock and an extraordinary experience.




DESIGN STRATEGY

The design incorporates natural landscapes into the sunken central water courtyard. Through century - old black pine trees, cascading waterfalls over luxurious stones, and the refraction of crystal textures, it presents the image of a surging galaxy, creating a dialogue between the landscapes and time – space.




DESIGN STRATEGY

The design incorporates natural landscapes into the sunken central water courtyard. Through century - old black pine trees, cascading waterfalls over luxurious stones, and the refraction of crystal textures, it presents the image of a surging galaxy, creating a dialogue between the landscapes and time – space.



DESIGN STRATEGY

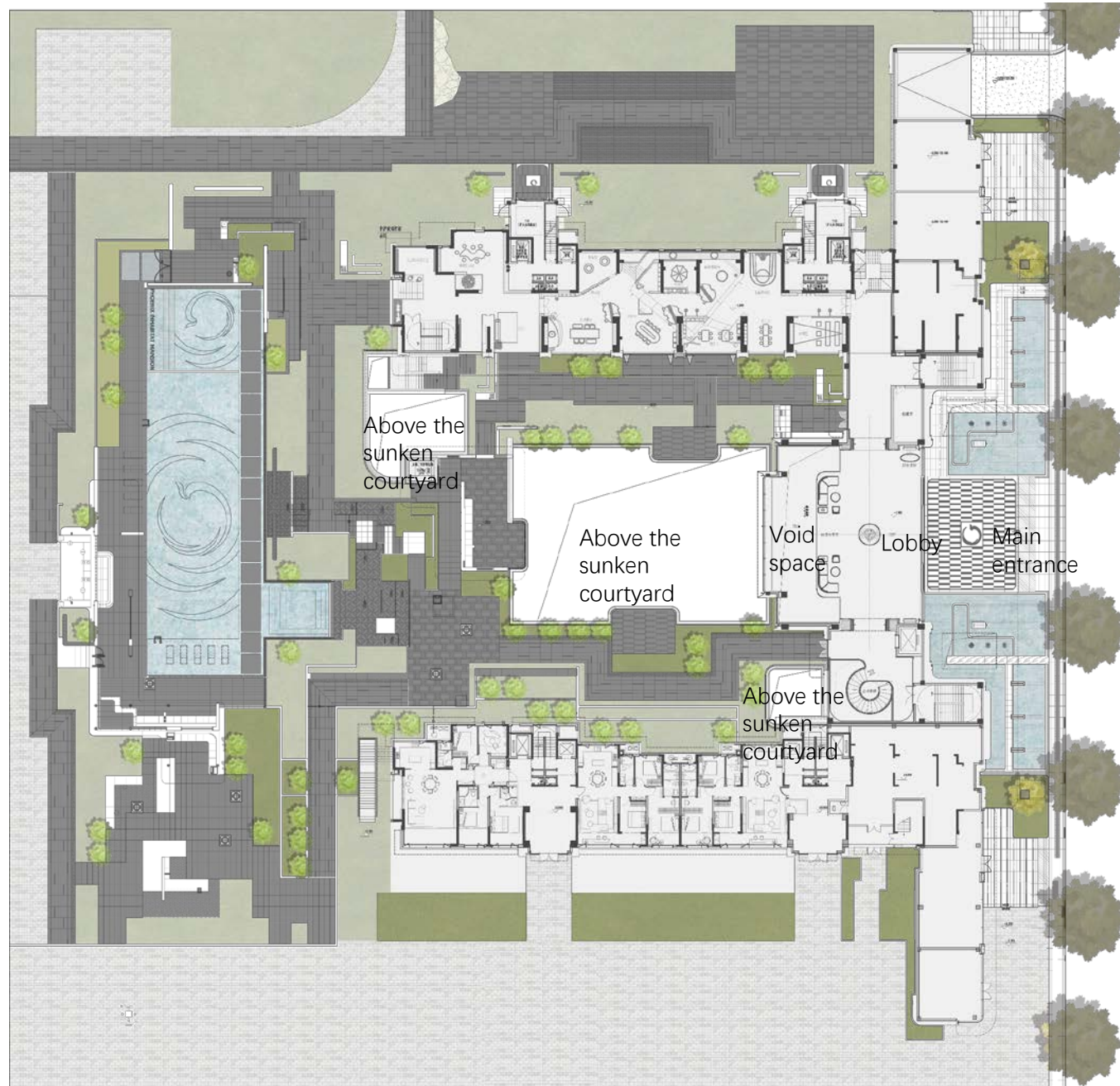
It presents the poetic scene depicted in the lines "The bright moon shines through the pine trees, and the clear spring flows over the stones", creating an ideal space that is suitable for getting close to nature.



Located on the second basement floor, the "Ladies' Lounge" is arranged around the lower - level courtyard. It is exclusively customized for female owners with ten lifestyle scenarios, including a coffee - by - day and wine - by - night area, a beauty SPA area, a multi - functional parent - child area, a private club, and a private dining area.

It not only meets the needs of daily life in terms of functionality, but also enhances the sense of ritual in life from an emotional perspective, achieving a perfect integration of functional value and emotional value.





Ground Floor Plan



Plan of B1